

Supplementary Information

High Durable Latex-Modified-Concretes: The Effect of Minimum Film Formation Temperature of Acrylic-Styrene Latex

Sahar Abdollahi Baghban, Manouchehr Khorasani*

Department of Polymer and Color Engineering, Amirkabir University of Technology, P. O. Box:
15875-4413, Tehran, Iran.

*Email of corresponding author: khorasani.m@aut.ac.ir

Figure S1. Rapid Chloride Migration Test set up.

Figure S2. A) Demolded MC4 sample after 24 hours, B) Cured MC4 sample after 28 days in limewater.

Figure S3. Determining the carbonation depths of LMC specimens by Phenolphthalein after 42 exposure days to carbonation chamber conditions.

Figure S4. Determining the carbonation depths of LMC specimens by thymolphthalein after 42 exposure days to carbonation chamber conditions.

Figure S5. Capillary water absorption LMC samples: A) MC1, B) MC2 and C) MC3.

Figure S6. Initial capillary water absorption of LMC samples: A) MC1, B) MC2 and C) MC3.

Figure S7. Secondary capillary water absorption of LMC samples: A) MC1, B) MC2 & C) MC3.




Figure S1: Rapid Chloride Migration Test set up.




Figure S2: A) Demolded MC4 sample after 24 hours, B) Cured MC4 sample after 28 days in the lime water.




Figure S3: Determining the carbonation depths of LMC specimens by Phenolphthalein after 42 exposure days to carbonation chamber conditions.




Figure S4: Determining the carbonation depths of LMC specimens by thymolphthalein after 42 exposure days to carbonation chamber conditions.

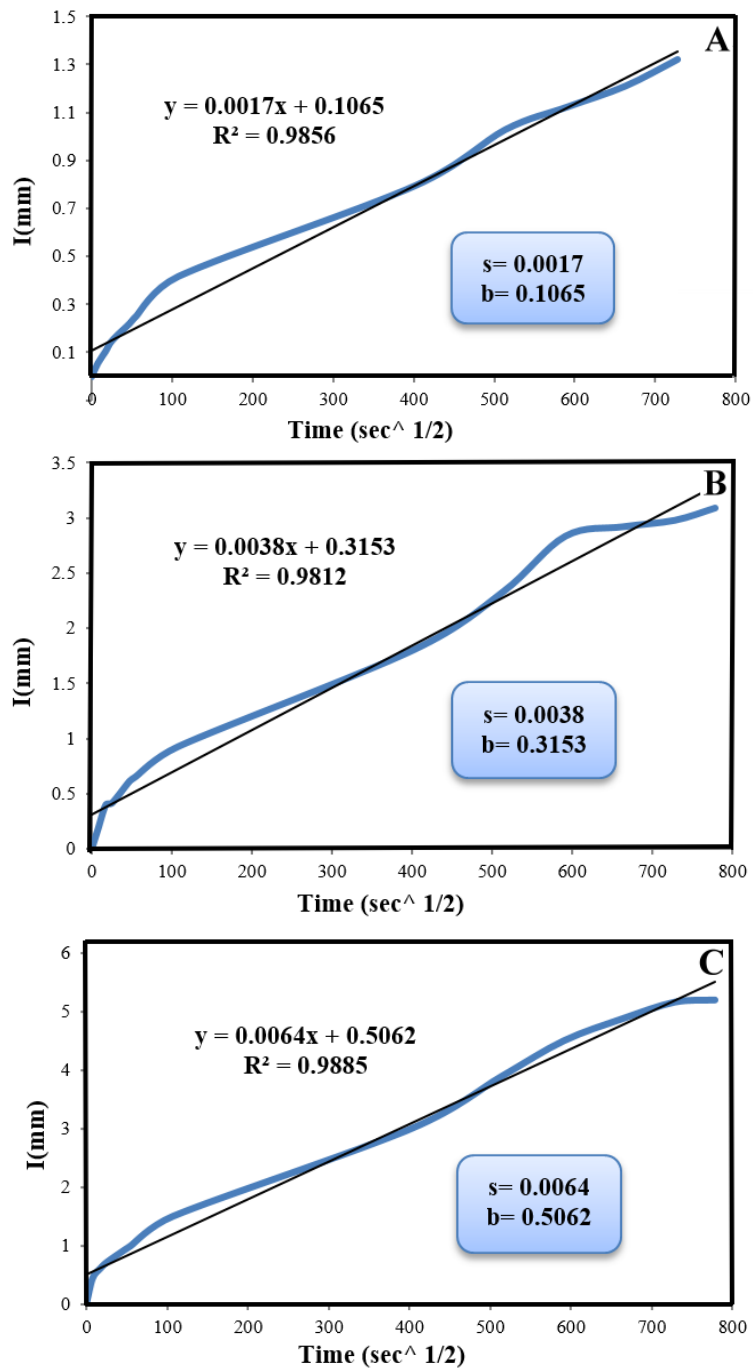


Figure S5: Capillary water absorption LMC samples: A) MC1, B) MC2 and C) MC3.

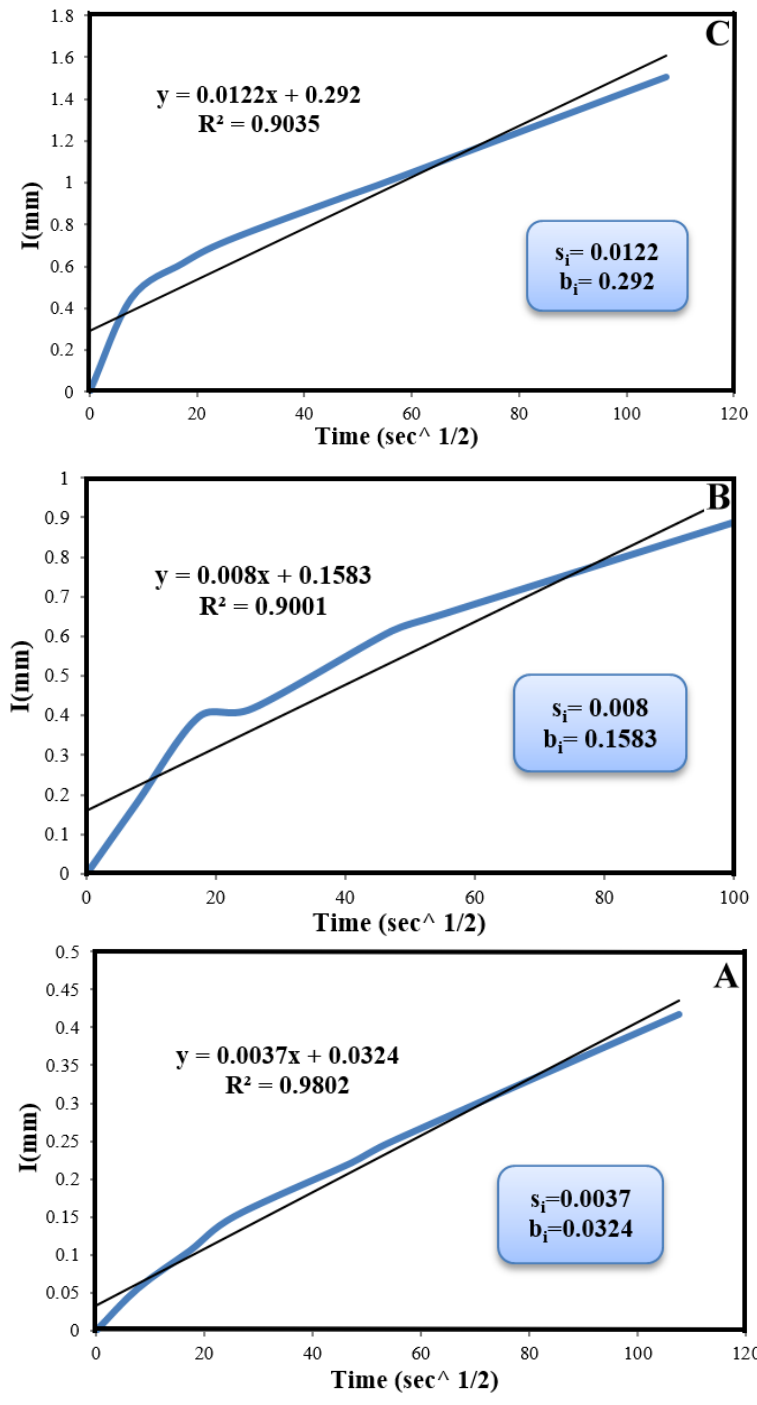


Figure S6: Initial capillary water absorption of LMC samples: A) MC1, B) MC2 and C) MC3.

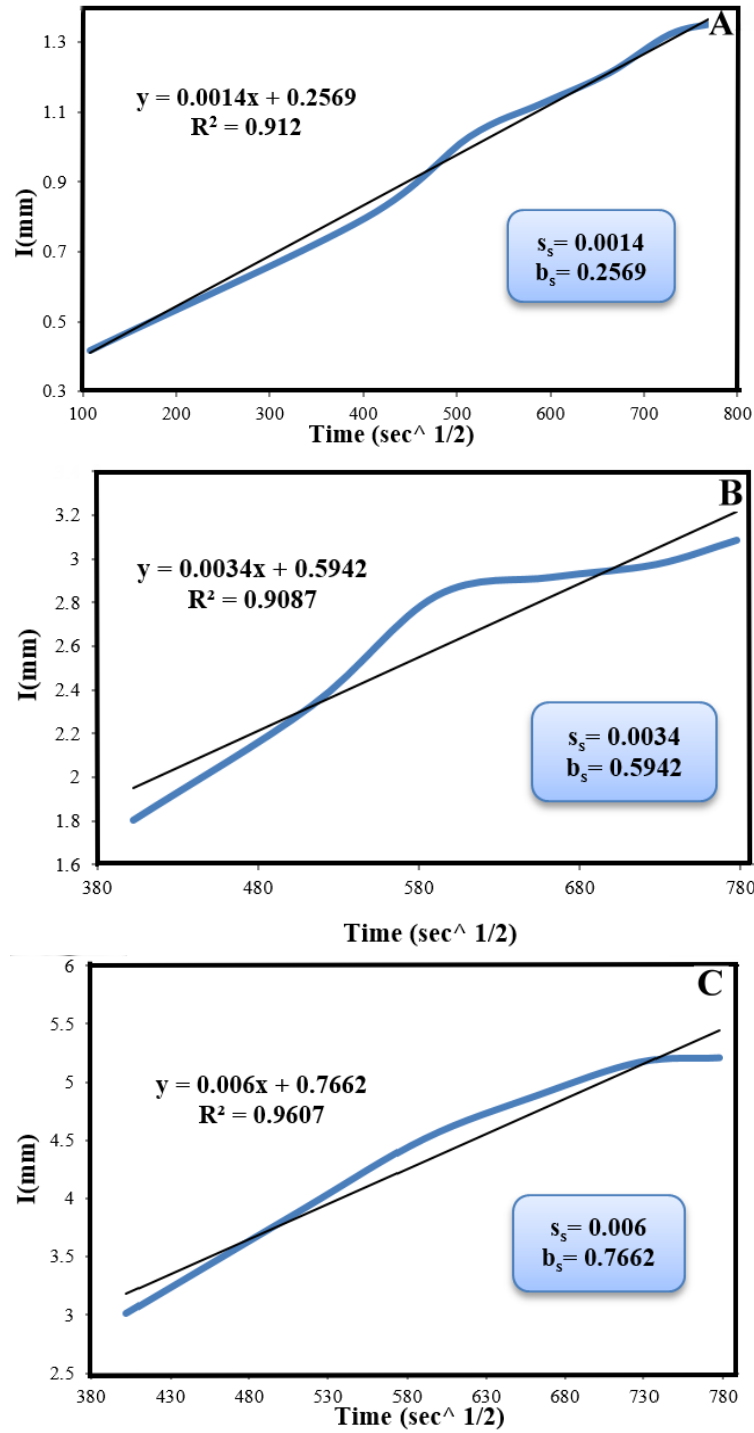


Figure S7: Secondary capillary water absorption of LMC samples: A) MC1, B) MC2 & C) MC3.